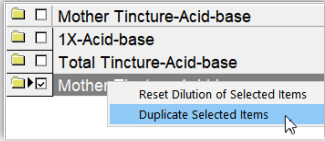
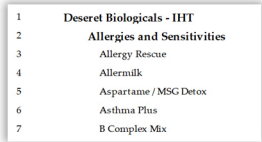
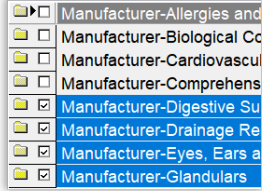
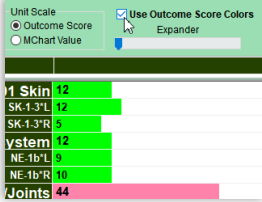
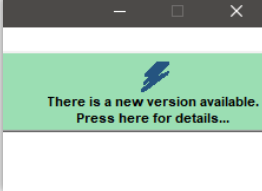
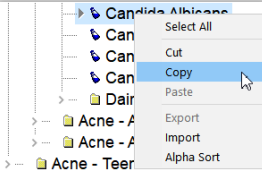

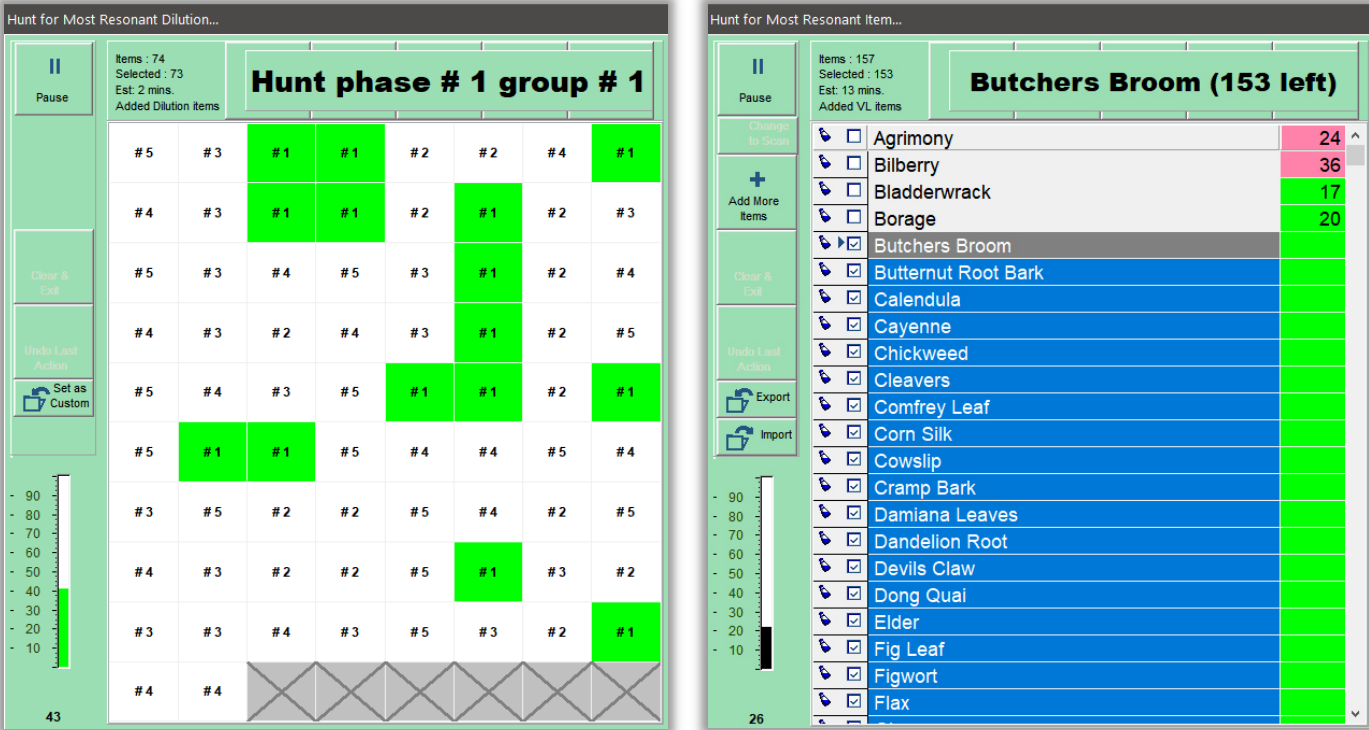
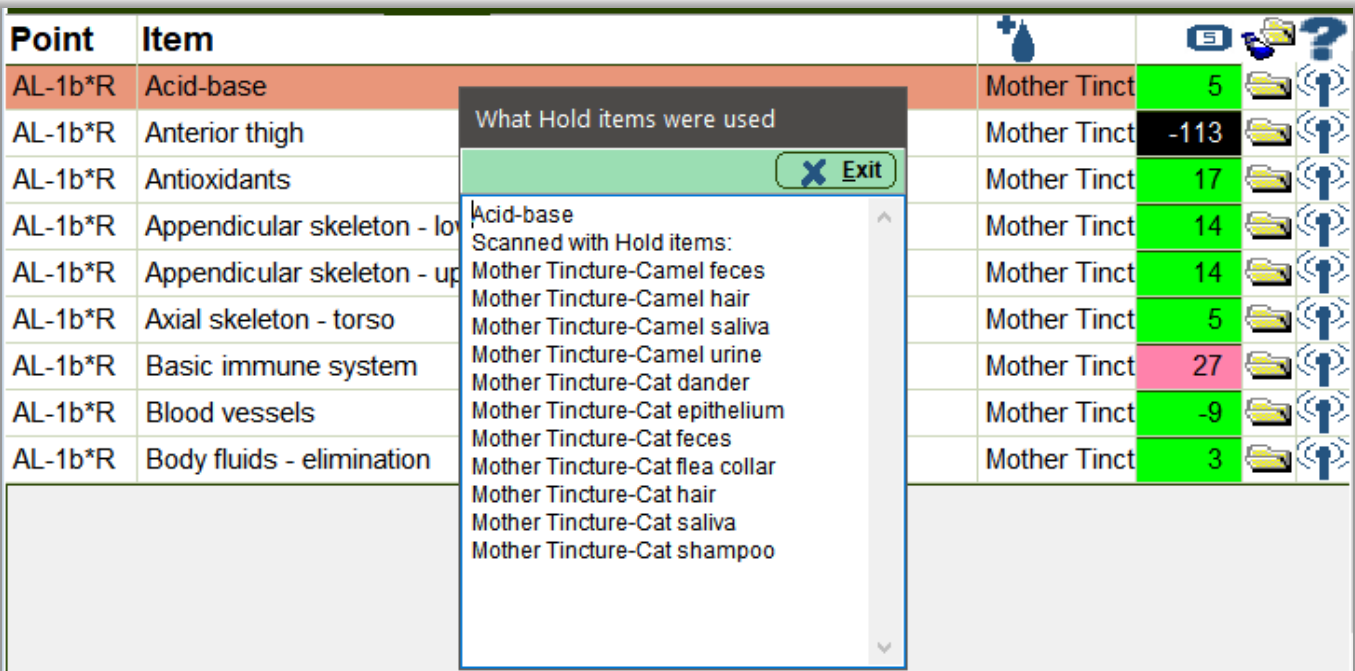


| Feature | Benefits | Quick Screen View |
|---|--|---|
| <p>Duplicating Items</p> | <p>Items can be duplicated in Scan / Provoke / Process with a different tincture.</p> |  |
| <p>Custom Library Tree Report</p> | <p>Custom Library Editor now has a Tree Report that can be printed.</p> |  |
| <p>Exporting And Importing Items</p> | <p>Items that are exported from Scan / Provoke / Process will later remember their last checkbox status when imported.</p> |  |
| <p>MChart Report Color Options</p> | <p>MChart can use Scan Reading colors in display and in reports.</p> |  |
| <p>Software Update Notifications</p> | <p>Software notifies when an updated version is available. Software can download and install the new version.</p> |  |
| <p>Cut, Copy, Paste in Custom Library Editor</p> | <p>You can now perform common actions such as Cut, Copy, and Paste in Custom Library Editor</p> |  |
| <p>Thank You For Your Feedback</p> | <p>Several issues such as spelling, error messages, and visibility issues were addressed.</p> |  |

| Feature | Benefits | Quick Screen View |
|--|---|---|
| Platinum Add-On “Hunt” for the most Resonating Items, Folders, or Dilutions | Scan multiple things in groups until the most resonating is found. |  |

- Allows you to determine if an item or a folder resonates with a client. (i.e., you may have a folder with different crystals that are available and would like to know which one is resonating with your client)
- Allows you to determine which dilution best resonates and can be used with various clients, including those with different sensitivities and energy levels. You can use this information to customize your protocol and provide maximum benefit.

| | Feature | Benefits | Quick Screen View |
|-----------------|----------------------------|--|-------------------|
| Platinum Add-On | Signal Output Holds | Output library signals in the background during scanning, provoking, or processing. | |



| Point | Item | Value | Icons |
|---------|-------------------------------|-------------------|-------------------|
| AL-1b*R | Acid-base | Mother Tinct 5 | [Folder] [Signal] |
| AL-1b*R | Anterior thigh | Mother Tinct -113 | [Folder] [Signal] |
| AL-1b*R | Antioxidants | Mother Tinct 17 | [Folder] [Signal] |
| AL-1b*R | Appendicular skeleton - low | Mother Tinct 14 | [Folder] [Signal] |
| AL-1b*R | Appendicular skeleton - upper | Mother Tinct 14 | [Folder] [Signal] |
| AL-1b*R | Axial skeleton - torso | Mother Tinct 5 | [Folder] [Signal] |
| AL-1b*R | Basic immune system | Mother Tinct 27 | [Folder] [Signal] |
| AL-1b*R | Blood vessels | Mother Tinct -9 | [Folder] [Signal] |
| AL-1b*R | Body fluids - elimination | Mother Tinct 3 | [Folder] [Signal] |

What Hold items were used

Acid-base

Scanned with Hold items:

- Mother Tincture-Camel feces
- Mother Tincture-Camel hair
- Mother Tincture-Camel saliva
- Mother Tincture-Camel urine
- Mother Tincture-Cat dander
- Mother Tincture-Cat epithelium
- Mother Tincture-Cat feces
- Mother Tincture-Cat flea collar
- Mother Tincture-Cat hair
- Mother Tincture-Cat saliva
- Mother Tincture-Cat shampoo

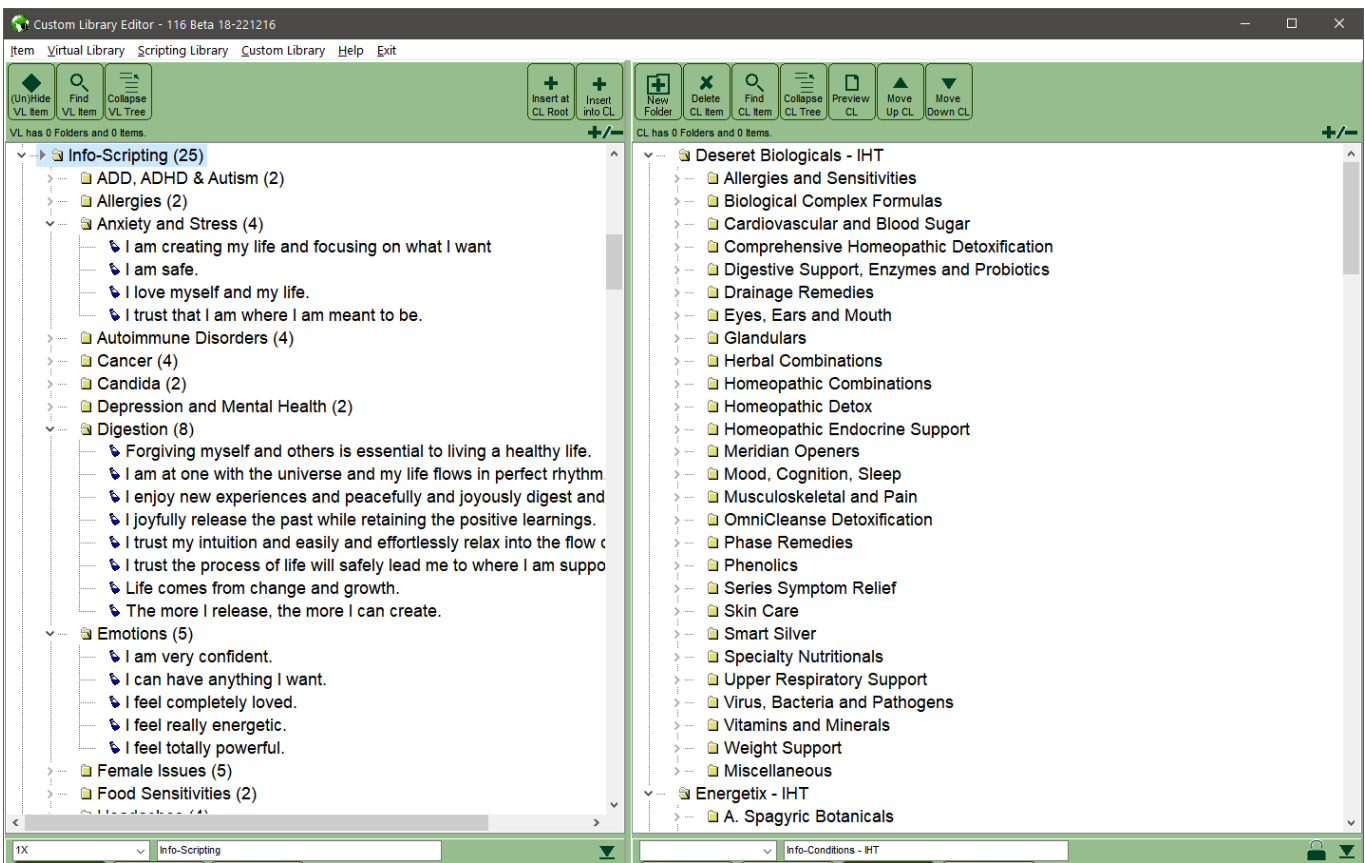
[X] Exit

- A window shows the name of each folder or item in the hold during the scan, provoke, or process. The line of the current folder or item scanned, provoked, or processed is highlighted.
- Contents of the hold for each scanned folder or item are included in reports.

The report includes the following:

- Items in the Hold at the time of the scan, provoke, or process
- Folder or item scanned, provoked, or processed
- Total number of items scanned, provokes, or processed

| | Feature | Benefits | Quick Screen View |
|------------------------|-------------------------|--|-------------------|
| Platinum Add-On | <h3>Info-Scripting</h3> | Customizable emotional “scripting” testing to help identify potential triggers. | |



- Identify potential abnormalities in the client's emotions (i.e., The client's emotions may be abnormal if they are excessively happy or sad or have difficulty controlling their emotions.)
- Emotional testing can be used to evaluate a client's responses to triggers. You can use this information to help clients understand their reactions and develop skills for managing them more effectively.
- Help patients and clients understand their emotions under stress. It is important to help them understand these emotions so that they can cope with them.