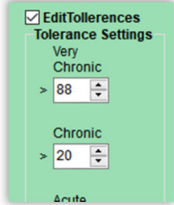
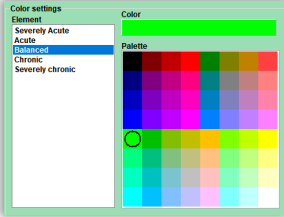
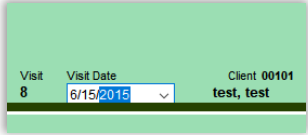
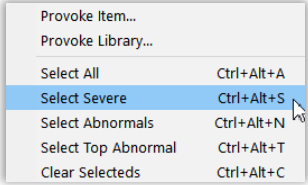
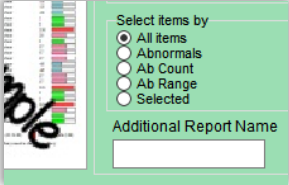
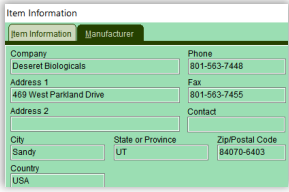
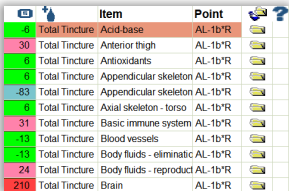



Feature	Benefits	Quick Screen View
<p>Adjustable Outcome Ranges</p>	<p>Customize each of the five Outcome ranges.</p>	
<p>Adjustable Colors</p>	<p>Customize colors for each of the five Outcome ranges.</p>	
<p>Correct the Visit Date</p>	<p>Update the Visit Date in the top right corner.</p>	
<p>Select Severe Option</p>	<p>Select only the red and black outcome scores.</p>	
<p>Name Your Reports</p>	<p>Include additional in the header of each report.</p>	

<h3>Scan Comparative Readings Report</h3>	<p>Compare scanned items side-by-side between two different visits.</p>	
<h3>Move Visits Between Clients</h3>	<p>Visits can be moved from one client to another.</p>	
<h3>Adjustable Font Size</h3>	<p>Text size can be adjusted in more areas of the software.</p>	
<h3>Select Multiple Items or Folders</h3>	<p>Use CTRL or SHIFT to select multiple items or folders in the library.</p>	
<h3>Drag and Drop</h3>	<p>The contents of Scan, Provoke, and Process can be rearranged by dragging and dropping rows.</p>	

<p>Library Information</p>	<p>Obtain the contact information for company folders in Virtual Library.</p>	
<p>Rearrange Columns</p>	<p>Drag columns within Scan, Provoke, & Process.</p>	
<p>Signal Output Governor</p>	<p>Adjustable governor setting allows restricting maximum signal output.</p>	
<p>Thank You For Your Feedback</p>	<p>Several issues such as spelling, error messages, and visibility issues were addressed.</p>	