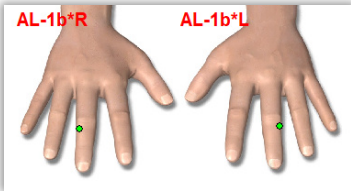
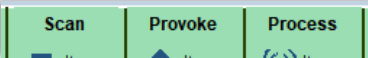
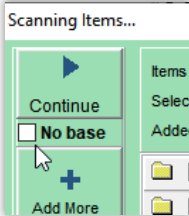
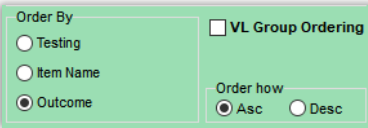
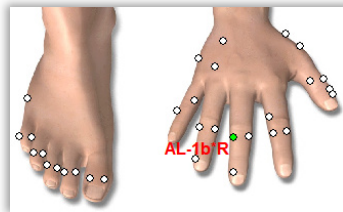

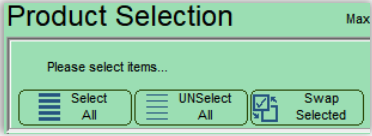
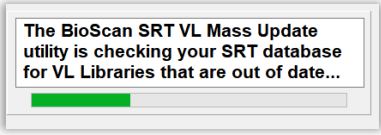
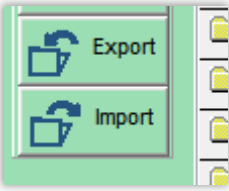
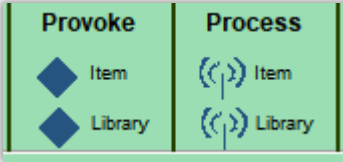
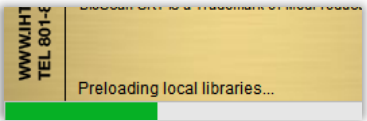
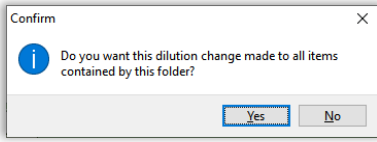
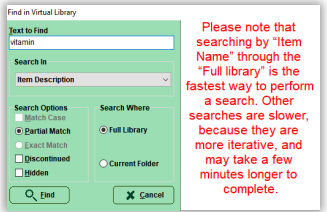

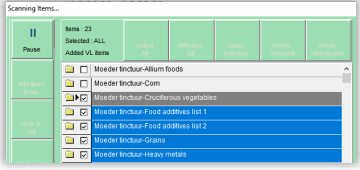
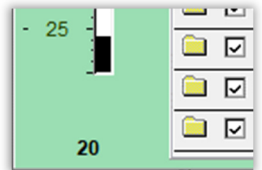


Feature	Benefits	Quick Screen View
<p>Point Name Location</p>	<p>Point name can optionally be moved to the top.</p>	
<p>[Add More] Navigation</p>	<p>"Scan", "Provoke", and "Process" labels can be clicked after using [Add More] to return to that window without adding items.</p>	
<p>Paused Scan and Resume</p>	<p>Scan can be resumed without having to take another Base Reading</p>	
<p>SRT Reports</p>	<p>Category Grouping available for Scan reports in both ascending/descending order</p>	
<p>Foot Points</p>	<p>Foot points can be now be tested in addition to Hand points</p>	
<p>Physica Energetics</p>	<p>Physica Energetics Nutritional now available</p>	

<h3>Nutritional Modules</h3>	<p>Nutritional modules now have Select All, Select None, and Swap buttons.</p>	
<h3>Virtual Library Updates</h3>	<p>Database-scanning utility in desktop SRT folder can update multiple folders at the same time.</p>	
<h3>Export and Import</h3>	<p>Contents of Scan, Provoke, and Process windows can be exported and imported.</p>	
<h3>Provoke and Process</h3>	<p>[Provoke Library] and [Process Library] can be performed on historic visits</p>	
<h3>Improved Performance</h3>	<p>Virtual Library and Custom Library loads into memory faster</p>	
<h3>Custom Library Editor</h3>	<p>Changing the dilution/tincture of a custom library folder will update the dilution/tincture of everything inside of it.</p>	

<h3>Library Searching</h3>	<p>Improved performance when searching the Virtual Library and Custom Library.</p>	 <p>Please note that searching by "Item Name" through the "Full library" is the fastest way to perform a search. Other searches are slower, because they are more iterative, and may take a few minutes longer to complete.</p>
<h3>Image Builder</h3>	<p>Image Builder in the Settings screen enhanced for making better report headers and footers.</p>	
<h3>Deselect Items During Scans</h3>	<p>Added an optional setting to determine if items in scan window are still highlighted after each is scanned.</p>	
<h3>Voll Reading Visibility</h3>	<p>The same Voll reading that appears on equipment LCD screen is also visible in the scan window.</p>	
<h3>Thank You For Your Feedback</h3>	<p>Several issues such as spelling, error messages, and visibility issues were addressed.</p>	