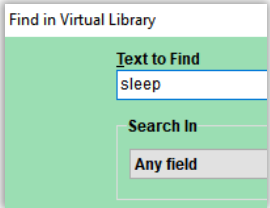
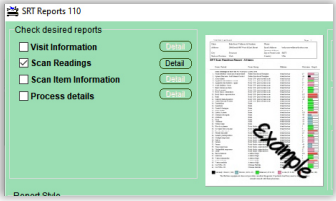
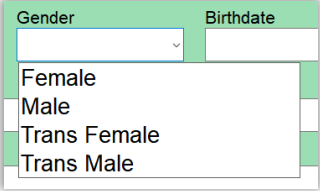
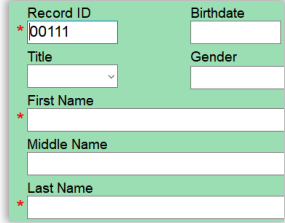
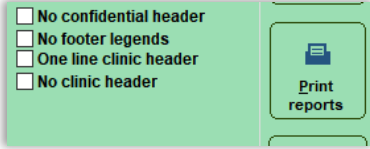

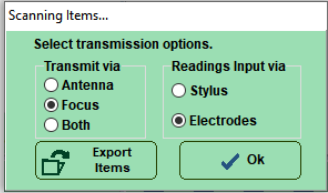



Feature	Benefits	Quick Screen View
<h3>Library Searching</h3>	<p>Text can be searched via any field of the Virtual and Custom Library</p> <p>(Default: Any fields)</p>	
<h3>Example reports are visible</h3>	<p>When selecting an SRT report, an example of each will be displayed</p>	
<h3>More Genders Are Available</h3>	<p>When adding or editing clients, additional Gender options are now available to select.</p>	
<h3>Reorganized Client Profile Editor</h3>	<p>Client Profile creation and editing screens are now easier to navigate.</p>	
<h3>Optional Report Components</h3>	<p>Many reports allow optional components to be excluded.</p>	
<h3>More Report Options</h3>	<p>Include specific visits, scans, provokes, and process in reports.</p>	

<p>Exporting Custom Libraries</p>	<p>Create a custom library file from the Scan, Process, and Process option screens.</p>	
<p>Select Multiple Items in Custom Library Editor</p>	<p>All [Find] results are visible, which allows multiple items to be inserted into a custom folder at the same time.</p>	
<p>Thank You For Your Feedback</p>	<p>Several issues such as spelling, error messages, and visibility issues were addressed.</p>	