



BioMeridian

MSAS® 2008 Software Release: Increasing Productivity & Compliance

Dear Partners and Clients,

We are pleased to announce the release of BioMeridian's MSAS® 2008 Software. This version will be sure to enhance your office productivity and increase patient compliance through new and improved reports. MSAS® 2008 is not just a cosmetic "face-lift", it's a well-planned and thoughtful collection of your ideas put into action.

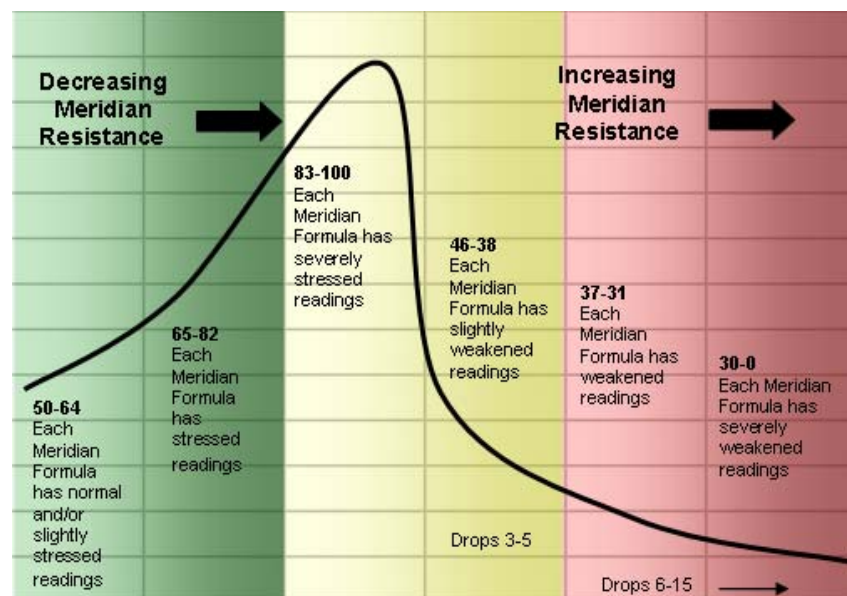
Although the details of these software enhancements are previewed on the following pages, here is a quick summary:

- **Updated Bio-Rep Protocols** - Nutri LTD, Standard Process, Metagenics, Deseret Biologicals and Heel. Better, more specific product recommendations.
- **New Bio-Rep Reports** – Invoice, Multi-Chart Bio-Rep Comparisons, Fridge Reports
- **New & Improved Databases** – Update and customize AcuPoint info, enter and edit clients with ease and manage product prices and dosing.
- **Compare Visits** – View and compare multiple Bio-Rep charts from one screen or report.
- **Historical Wave** – View a graphical re-creation of any AcuPoint reading.
- **New Bio-Rep Values** – Bio-Rep charts now consider additional testing values when calculating the proper phases, like Drop readings of ≥ 3 and lower Max point thresholds.
- **New Bio-Rep Formulas** – Assess the chart with 2 different, but equally valuable formulas, Meridian Balance Index (MBI) and Bio-Reportorization Index (BRI).

In addition to the productivity and compliance features, we have arrived at some important adjustments in the max readings "normal reference range". In previous versions of the software, the "normal reference range" has been set at 45-55. After thorough analysis of data from over 1.5 million AcuPoint tests, we have reprogrammed the "normal reference range" for max readings to be 47-55. Not only will the green bar area appear slightly different on the testing screen, but readings of 45 and 46 will now be considered "weak" in the Bio-Rep® calculations.

Also, indicator drops of ≥ 3 points will be considered significant and factored into the phase profiling calculations. Since indicator drops and weak max values are considered the most critical type of readings, this is a major improvement in data assessment and profiling. The practitioner no longer has to evaluate drop values outside of the Bio-Rep information.

The table to the right provides a review from the Basic Training lecture. The numbers indicate where drops and max AcuPoint readings will generally populate the MSAS® 2008 Bio-Rep chart.




As a review, the graphical display of each Bio-Rep® chart is based on the 58-AcuPoint readings taken during the testing process. The exact Phase Profiling (1-6) depends on the relationship of these individual points to the overall Meridian Formula in an organ system. In previous versions of the software, many practitioners voiced opinions about the number of patients that appear in the normal reference range, but have Max readings slightly below optimal conductivity (50). Now, patients with sub-optimal conductance readings (below 47) will be profiled into a phase that requires concentration.

Case Example – Roger Perfect

The following case example depicts the exact scenario we discussed above. This patient’s BioMeridian scan contained 16 of 58 AcuPoints with Max readings between 45 and 46. In the MSAS® 2007 software, these readings were considered in the “normal reference range” and the Bio-Rep chart populated entirely in Phase I with a very high Meridian Balance Index (MBI). See figure A below.

In the MSAS® 2008 software, a second Bio-Rep was activated using the same patient and related AcuPoint data. Now, the 16 slightly weakened readings properly profiled into Phase 4 placing 8 different organ systems in this phase. This example paints a very different picture of this patient...one that is likely more accurate and provides better product recommendations. See figure B below.



Although this change in Bio-Rep calculation and graphical appearance may necessitate discussion with your patients, it is a simple approach – we have better data to support these calculations and our bottom-line plan will be more accurate in future BioMeridian scans. As Dr. Taylor and I have run previous scans through the new software, we have been pleased with the data analysis and so will you.

As an added support benefit, we will be hosting a web-based overview training to review the use and navigation of new MSAS® 2008 features. Web seating is limited to 100 attendees; however, the session will be recorded and available for complimentary download. Instructions for this event will be sent separately via email and available on our website, www.biomeridian.com.

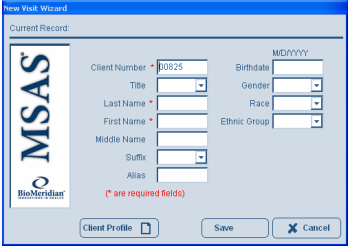
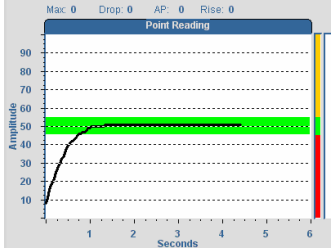
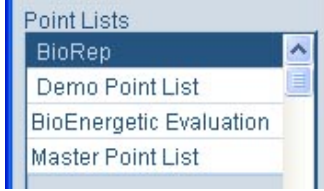
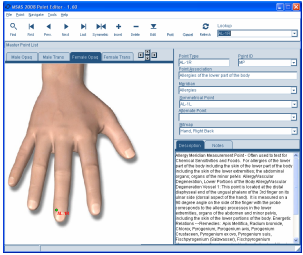
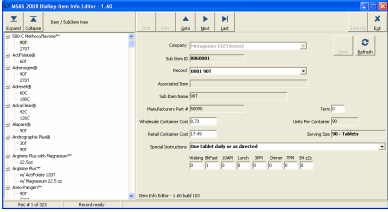
Wishing you and your patients great success,

Dr. Chris and Melissa Taylor
Directors of Training and Practitioner Support

SOFTWARE & TECHNOLOGY

ADVANCING THE PRACTICE OF INTEGRATIVE MEDICINE

MSAS® 2008 FEATURES & BENEFITS

Feature	Benefits	Quick Screen View
<p>New Visit Wizard</p>	<p>The New Visit Wizard appears when you open a New Visit and provides a simpler entry screen. You may enter the required information only, or click the Client Profile button at the bottom of the window to open the full database, allowing the practitioner to capture more client information for future report applications.</p>	
<p>Historic Wave</p>	<p>The Historic Wave feature allows the practitioner to re-create the graphical curve of any reading taken with the MSAS® 2008 software. This is a useful tool for reviewing testing parameters to verify accuracy, especially while you are still learning or when reviewing the testing data of your technician. Use this feature immediately after testing to check your data, or open an historic client visit and double-click the Point ID of the AcuPoint to review. The graph will reappear in the Point Reading graph as shown.</p>	
<p>7-Point Demo List</p>	<p>This Demo Point List comes standard with all new MSAS® 2008 systems or can be downloaded from the BioMeridian website for previous versions. This list provides a quick 7-point screening to expose patients to the BioMeridian technology and testing process. It is often used as a complimentary screening tool to generate interest and exposure during office implementation or in a demonstration environment.</p>	
<p>Enhanced Point Editor Database</p>	<p>The new Point Editor software allows the practitioner to create their own custom point lists, add or delete points, reorder lists, create custom notes, etc. In addition, the MSAS® 2008 software provides easy access to this information from within the testing screen so the practitioner can add specific point notes on the fly. This is a great way to provide reminders to yourself or technicians about specific AcuPoints or meridians.</p>	
<p>Item Info Editor Database</p>	<p>The Item Info Editor is the source database for the Bio-Rep® product details. There are secured and customizable fields in this database. The database comes programmed with wholesale and retail costs, as well as manufacturer recommended product dosing. The practitioner or technician will have the ability to edit fields pertaining to wholesale and retail price, standard terms and instructions for a product, daily dosing, and associated items. This feature is a great practice management tool and mega-time saver.</p>	


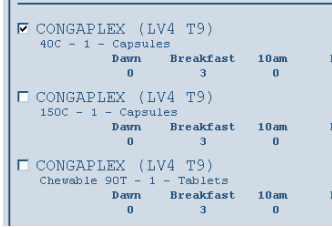


BIOMERIDIAN
ADVANCING THE PRACTICE OF INTEGRATIVE MEDICINE

SOFTWARE & TECHNOLOGY

ADVANCING THE PRACTICE OF INTEGRATIVE MEDICINE

BIO-REP® FEATURES & BENEFITS

Feature	Benefits	Quick Screen View
MBI and BRI	<p>The Meridian Balance Index (MBI) reflects the patient's individual AcuPoint readings against optimal conductance and standard deviations. The Bio-Reportorization Index (BRI) calculates a weighted value for each flagged or colored box on the chart. In both indexes, the highest value is 1000 points.</p> <p>Many practitioners will use the MBI and BRI to track progress from one visit to another. Each represents a valuable representation of the patient's overall status.</p>	
Historic Visits	<p>The Historical Visits drop down box is a new feature of the Bio-Rep software that allows the practitioner to view one active Bio-Rep chart while toggling between up to 9 historical Bio-Rep visits. This feature provides you with ability to compare visits and chart views without closing the software and selecting another visit date. It's a great way to benchmark progress quickly and determine organ system patterns.</p>	
Product Bottle Size Selection	<p>The Final Product Check screen in the Bio-Rep software provides a complete list of the selected products, optional bottle sizes and manufacturer's suggested dosing. From this screen, you may select the bottle size that suits the term of the protocol or patient's financial resources. You may also double-click the specific dose and customize the instructions (see Item Detail).</p>	
Product - Item Details	<p>From the Final Product Check screen, you can double-click a specific product dose and access the Item Details for that product, edit instructions, change retail prices, or customize dose by time of day. The edits can be saved as a one time entry for this patient's protocol or as a default preference for all future recommendations for this product/bottle size. This "easy editing" process allows for on-the-spot changes without leaving the Bio-Rep software.</p>	
Automatic Cost Calculations in Final Product Check	<p>Click the dollar sign on the bottom, right-hand side of the Final Product Check to receive immediate calculations for the specified protocol. The patient's investment will be listed by daily, monthly and total program costs. The practitioner can change the term of days or bottle size to reduce the short-term financial burden to the patient and see the impact real-time.</p>	

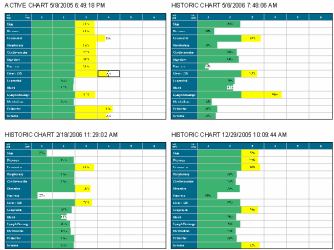
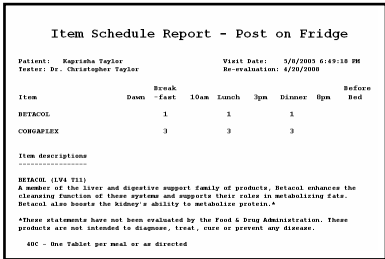
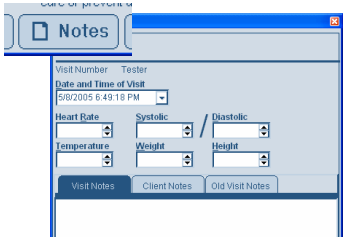
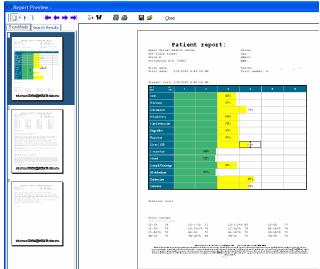


BIOMERIDIAN
ADVANCING THE PRACTICE OF INTEGRATIVE MEDICINE

SOFTWARE & TECHNOLOGY

ADVANCING THE PRACTICE OF INTEGRATIVE MEDICINE

BIO-REP® FEATURES & BENEFITS (continued)

Feature	Benefits	Quick Screen View																												
<p>Multi-Chart Report</p>	<p>The Chart Report in the Bio-Rep software allows the practitioner to recall up to ten (10) BioRep® charts, the current visit and nine historic charts. It provides a quick way to view the progress of the patient over time and identify changes or consistent patterns in organ systems and phase movement. These reports may also be used as case reviews or pin-up charts for your “wall of fame,” as long as any personal information is removed</p>																													
<p>Fridge Report</p>	<p>The Fridge Report in the Bio-Rep software is a summary of the recommended products and dose by time of day and may be printed and posted onto any surface the patient frequently visits (such as a refrigerator). This frequent reminder during the initial days of a new to serve as a reminder of what time of day to use the selected products.</p>																													
<p>Invoice Report</p>	<p>The Invoice Report provides the patient and the front desk assistant with a summary of products and costs for the entire selected term. The bottle size is indicated in the Item column and the number of bottles necessary to fulfill the term is listed under the Quantity column. If the practitioner completes the applicable sales tax for their area, the sales tax will also be included in the grand total. This added feature allows for timely billing transactions and quick inventory assessment.</p>	<table border="1" data-bbox="1089 1024 1487 1255"> <thead> <tr> <th>Qty</th> <th>Unit cost</th> <th>Total</th> <th>Item</th> </tr> </thead> <tbody> <tr> <td>2</td> <td>\$27.75</td> <td>\$55.50</td> <td>Renagen™ DTX : 60C</td> </tr> <tr> <td>2</td> <td>\$27.79</td> <td>\$55.58</td> <td>Serenagen® : 100T</td> </tr> <tr> <td>1</td> <td>\$43.75</td> <td>\$43.75</td> <td>Glycogenics® : 180T</td> </tr> <tr> <td colspan="2">Sub total</td> <td>\$154.83</td> <td></td> </tr> <tr> <td colspan="2">Sales tax</td> <td>\$9.60 (6.20%)</td> <td></td> </tr> <tr> <td colspan="2">Grand total</td> <td>\$164.43</td> <td></td> </tr> </tbody> </table>	Qty	Unit cost	Total	Item	2	\$27.75	\$55.50	Renagen™ DTX : 60C	2	\$27.79	\$55.58	Serenagen® : 100T	1	\$43.75	\$43.75	Glycogenics® : 180T	Sub total		\$154.83		Sales tax		\$9.60 (6.20%)		Grand total		\$164.43	
Qty	Unit cost	Total	Item																											
2	\$27.75	\$55.50	Renagen™ DTX : 60C																											
2	\$27.79	\$55.58	Serenagen® : 100T																											
1	\$43.75	\$43.75	Glycogenics® : 180T																											
Sub total		\$154.83																												
Sales tax		\$9.60 (6.20%)																												
Grand total		\$164.43																												
<p>Notes Feature in Bio-Rep Reports</p>	<p>Once the Bio-Rep software is open, the Notes Page can be activated from the bottom of the Bio-Rep selection screen. This feature allows the practitioner to enter other assessment data such as the heart rate, weight, height, and blood pressure of the patient. If the practitioner is in the habit of entering visit notes, the Old Visit Notes tab can be used to browse comments from previous visits. Current and client notes can be added as a final touch before going to the Bio-Rep report selection page.</p>																													
<p>Enhanced Print Preview</p>	<p>The MSAS® 2008 software has been upgraded with an enhanced Print Preview program in both MSAS and Bio-Rep reports. This new feature allows for easy to read views, thumbnail navigation for multiple pages, and save to file. It also allows the practitioner to select properties and print setup options from multiple installed printers.</p>																													



BIOMERIDIAN
ADVANCING THE PRACTICE OF INTEGRATIVE MEDICINE

SOFTWARE & TECHNOLOGY

ADVANCING THE PRACTICE OF INTEGRATIVE MEDICINE

STIMULUS LIBRARY™ FEATURES & BENEFITS (previously Virtual Library®)

Feature	Benefits	Quick Screen View
Stimulus Library (SL)	The Stimulus Library (SL) is now organized into a single alphabetical listing, allowing for easy navigation and identification of company and informational file locations. We have also added a shortcut to insert items into the active current hold. Just double-click a file folder or product to directly insert.	
SR Mode	The Stimulus Response (SR) command, located on the testing screen switch-board, allows you to switch from Point Readings Mode to the Stimulus Library software. The practitioner must subscribe to the Stimulus Library software for this command to be active. Otherwise, SR Mode will remain OFF.	
Stimulus Response Testing (SRT)	The primary processes of testing in the Stimulus Library have changed names. The Sensitivity Mode is now called SRT (-) and the Balancing Mode is now called SRT (+). The new names better reflect the nature of the testing performed. Note: The icons for these tools (shown to the right) have not changed, nor has the process for navigation or testing.	

ONLINE REGISTRATION


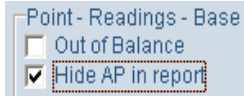

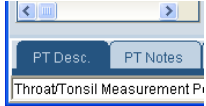



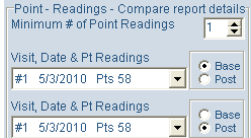
Feature	Benefits	Quick Screen View
24-Hour Internet Authorization Process	The MSAS® 2008 software needs to be registered upon first use and unlocked at regular intervals (currently every 6 months). All software modules are now preloaded, so we've been able to automate the registration process. Software registration may now be performed manually or automatically right from your computer, 24 hours a day, 7 days a week.	



BIOMERIDIAN
ADVANCING THE PRACTICE OF INTEGRATIVE MEDICINE



SOFTWARE & TECHNOLOGY

MSAS EMERALD SOFTWARE FEATURES & BENEFITS

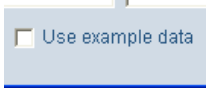
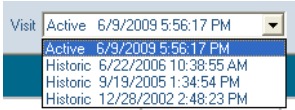
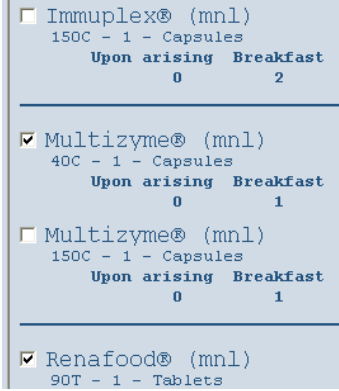

Feature	Benefits	Quick Screen View
Sustain Timeout	The default Sustain Timeout for taking point readings is now 1.5 seconds	
Base Readings Report	Accuracy Probability (AP) scores are optional on Base Readings reports	
Epic Stylus Fan	Epic fan is powered off when the software is closed (Vantage only)	
Description & Notes	Point Description, Point and Visit Notes area can be resized to a single line	
Acupoint Selection	Clicking a white dot on the bitmap image selects that acupoint location	
New Visit Wizard	Technician "Tester" name may now be changed while creating a new visit	
Legal Disclaimer	Legal disclaimer dialog only appears when reauthorizing the software	
Compare Visits	Compare Visits report can now be utilized within only a single visit	

SOFTWARE & TECHNOLOGY

FEATURES & BENEFITS_(continued)

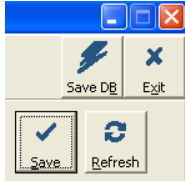

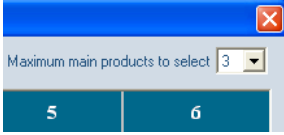
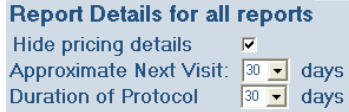


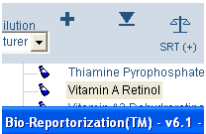
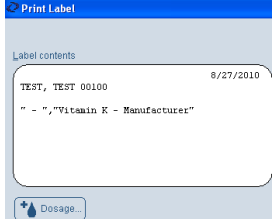
Feature	Benefits	Quick Screen View
Database Backup	"Backup Now" button added to MSAS Settings for use from within software	
Performance	Updated database system to improve overall performance & responsiveness	

BIOREP[®] FEATURES & BENEFITS

Feature	Benefits	Quick Screen View
Use Example Data	Demonstration BioRep can be viewed by selecting "use example data"	
Recent History	Most recent visits are automatically selected by default within BioRep	
Alphabetized Products	Product listing on the Final Product Check are now in alphabetical order	
Chart History Report	"Dawn" has been replaced with "Upon Arising" on the Chart History Report	

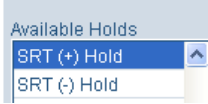
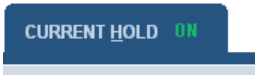
SOFTWARE & TECHNOLOGY

BIOREP® FEATURES & BENEFITS (continued)

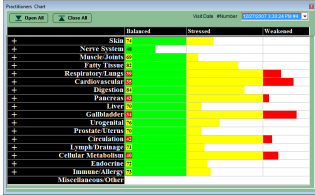
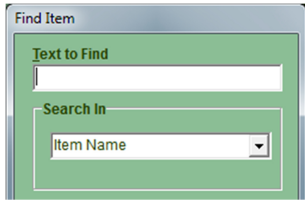
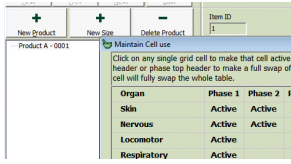

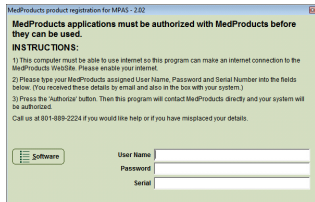

Feature	Benefits	Quick Screen View
Item Info Editor	Item Info Editor now saves all changes when editing multiple products	
Pricing Details	Pricing details within BioRep module are now hidden by default	
Number of Products	Default maximum number of products on Product Selection is now only three	
Protocol Length	"Next Visit" and "Term of Protocol" are measured in days instead of weeks	
BMI/ MBI Scores	BMI and MBI scores are immediately saved upon display of BioRep chart	
Product Counting	Stimulus Library now has optimized code for counting product totals	
Inserting Products	Items may now be inserted into the Current Hold while BioRep is running	
Hold-Label Report	Hold-Label report functionality has been restored for printing labels	

SOFTWARE & TECHNOLOGY


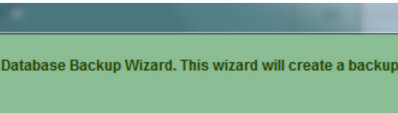
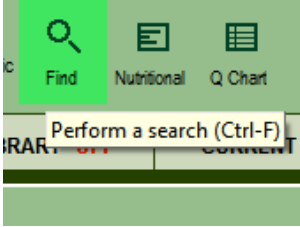
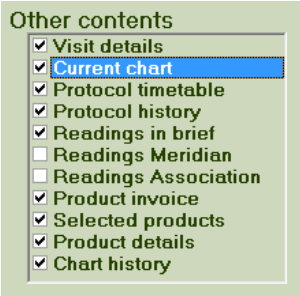
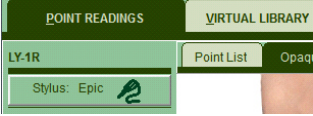
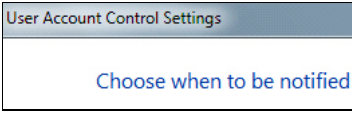
BIOREP® FEATURES & BENEFITS (continued)

Feature	Benefits	Quick Screen View
Last Selected Hold	Switching away from the Current Hold and then back remembers the last hold	
Current Hold Tab	Current Hold remains the active tab after deleting all items from the hold	

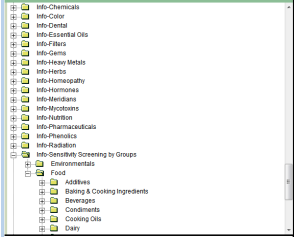

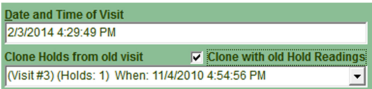
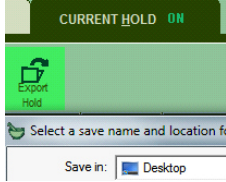
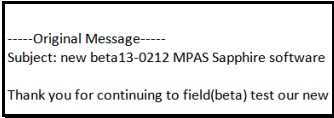
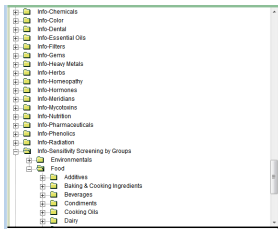
MPAS SAPPHIRE SOFTWARE FEATURES & BENEFITS

Feature	Benefits	Quick Screen View
<h3>P-Chart</h3>	<p>Displays graph of readings grouped by Meridians into three color-coded columns grouped by organ. You can expand each group and see all the meridian points!</p>	
<h3>Search meridians and library faster accurately</h3>	<p>[Find] returns more accurate and complete results faster than before!</p>	
<h3>IHT (Editable) Nutritional</h3>	<p>Create your own Nutritional protocol by specifying which products should appear behind each of the cells with this great new product!</p>	
<h3>Epic functionality in Virtual Library</h3>	<p>Accurately test items with the Epic Stylus in the VL rather than having to switch to the manual stylus!</p>	
<h3>Internet Authorization</h3>	<p>Reauthorization of software requires Internet connectivity. No need to visit a website nor make a phone call and never worry about manually authorization!</p>	
<h3>Tablet computers</h3>	<p>Optimized for use on both large and small screens for portability including the Microsoft Surface!</p>	

MPAS SAPPHIRE SOFTWARE FEATURES & BENEFITS

<h3>Default Dilutions</h3>	<p>Specify a start-up default dilution for both SRT- and SRT+ modes.</p>	 <p>Default SRT (-) Hold: SRT (-) Hold Default SRT (+) Hold: SRT (+) Hold Default SRT (-) Dilution: Stress Test Default SRT (+) Dilution: Manufacturer</p>
<h3>Daily Database Backups</h3>	<p>Database is automatically backs daily as a precautionary step to minimize potential data loss!</p>	 <p>Database Backup Wizard. This wizard will create a backup</p>
<h3>Helpful Button Hints</h3>	<p>Hovering the mouse pointer over an icon button displays additional information reminding you of the functionality of that button and the hot-key shortcut for that function.</p>	 <p>Find Nutritional Q Chart Perform a search (Ctrl-F)</p>
<h3>Nutritional Module Custom Reports</h3>	<p>Custom contents option includes the ability to specify exactly which elements to include in your own or any of the standard Nutritional reports!</p>	 <ul style="list-style-type: none"> <input checked="" type="checkbox"/> Visit details <input checked="" type="checkbox"/> Current chart <input checked="" type="checkbox"/> Protocol timetable <input checked="" type="checkbox"/> Protocol history <input checked="" type="checkbox"/> Readings in brief <input type="checkbox"/> Readings Meridian <input type="checkbox"/> Readings Association <input checked="" type="checkbox"/> Product invoice <input checked="" type="checkbox"/> Selected products <input checked="" type="checkbox"/> Product details <input checked="" type="checkbox"/> Chart history
<h3>Virtual Library in all modes</h3>	<p>Virtual Library no longer has to be turned on and off as the Epic can be used in either mode – so you choose the stylus you need!</p>	 <p>POINT READINGS VIRTUAL LIBRARY LY-1R Point List Opaq Stylus: Epic</p>
<h3>Compatible with Windows 7 and Windows 8 / 8.1</h3>	<p>Improved compatibility with the latest security features of Microsoft Windows results in better protection for your computer.</p>	 <p>User Account Control Settings Choose when to be notified</p>


MPAS SAPPHIRE SOFTWARE FEATURES & BENEFITS

<h3>Upgrade with Confidence</h3>	<p>Upgrading to Sapphire keeps all of your existing patient and client data as well as all customized library data you may have added to your library. All customized settings for reports and other custom settings remain.</p>	
<h3>Performance</h3>	<p>Updated communication protocol for improved performance and responsiveness means you can test more quickly and spend more time on report of findings!</p>	
<h3>Current Hold Cloning</h3>	<p>Copy the Current Hold contents from past visits into new visits-save time and avoid any copy mistakes!</p>	
<h3>Export Hold and then Import as a Custom Library</h3>	<p>Export the list of contents from the Current Hold and import it into Custom Library saving you time and avoiding mistakes!</p>	
<h3>Extensive Beta Testing</h3>	<p>Iterations of beta testing with external testers resulted in over a hundred improvements. We appreciate all of our beta testers and partners! Thank you!</p>	
<h3>Aesthetics</h3>	<p>Color scheme changed to black text on a white background for increased readability.</p>	

MPAS SAPPHIRE SOFTWARE FEATURES & BENEFITS

Optional Transmit Governor Warning

A warning message will appear on the screen when the limit you have set for item transmission is exceeded. You can then either increase this custom setting or reduce the number of items transmitting. This updates in real time so you can adjust immediately during a patient visit.



Rapid Toggling in Virtual Library

The ability to rapidly toggle items in the Custom Library and the Current Hold has improved. You can do this much faster without causing errors and saving you valuable time!

<input checked="" type="checkbox"/>	Cannabis Sativa	Manufacturer
<input checked="" type="checkbox"/>	Aconitum nap.	Manufacturer
<input checked="" type="checkbox"/>	Aesculus hipp.	Manufacturer
<input type="checkbox"/>	Allium cepa	Manufacturer
<input checked="" type="checkbox"/>	Antimonium crud	Manufacturer
<input checked="" type="checkbox"/>	Antimonium tart	Manufacturer
<input checked="" type="checkbox"/>	Apis Melifica	Manufacturer
<input checked="" type="checkbox"/>	Argentum Nitricum	Manufacturer
<input checked="" type="checkbox"/>	Arnica montana	Manufacturer
<input checked="" type="checkbox"/>	Arsenicum album	Manufacturer
<input checked="" type="checkbox"/>	Arsenicum iodatum	Manufacturer


Sortable Find Results

Clicking columns at the top of find results enables an alphabetical sort for easier search of Meridian Points or the Virtual Library. This saves you time during your client visit.

Folder	Item
Detox	Addex (Food Additives)
Xenobiotics (Detoxifica...	Addex (Food Additives)
Food	Additives
Autoimmune	Allergies: Food Additives
Hobon	Detox For Food Additives I
Hobon	Detox For Food Additives II
Detox	Detoxosode-Food Additives I
HVS Laboratories	Detoxosode-Food Additives I
Detox	Detoxosode-Food Additives II
HVS Laboratories	Detoxosode-Food Additives II
Detox	Food Additive Detox
Xenobiotics (Detoxifica...	Food Additive Detox
Homeopathic Liquid & P...	Food Additive Formula

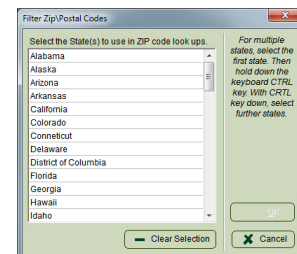
Restarting Firmware

A new dialog appears if the VantagePro hardware is not turned on or plugged into the computer. This allows a restart or retry without closing and reopening the software.

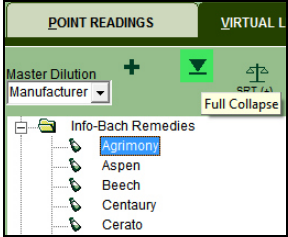
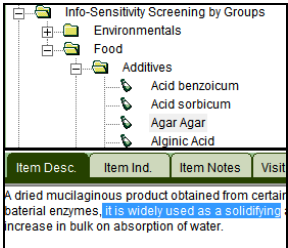
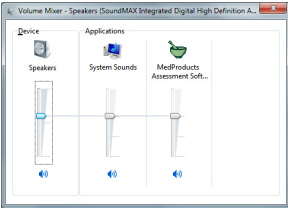


Zip Code Filtering

Restricting the zip code field in Client Profile Editor is easier with the menu Tools->FilterZipCodes and allows an efficient sort of this field!



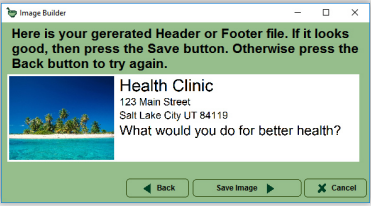

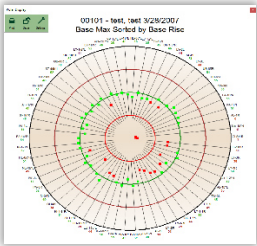
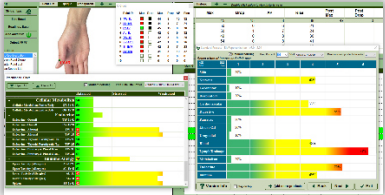
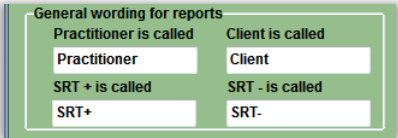
MPAS SAPPHIRE SOFTWARE FEATURES & BENEFITS

<h3>Tree Navigation Buttons</h3>	<p>Clicking tree navigation buttons such as [Full Collapse] keeps focus within the Virtual Library tree.</p>	
<h3>Item Descriptions can be Copied</h3>	<p>Text in the Item Description field can be copied to the Windows clipboard and pasted into another application.</p>	
<h3>Speakers Required</h3>	<p>When taking point readings, the beeps heard at the blue and black marks now emit through computer speakers. Many modern laptops have these speakers built in.</p>	

MSA PEARL SOFTWARE FEATURES & BENEFITS

Feature	Benefits	Quick Screen View
<h3>Photographic Image Option</h3>	<p>Body images can be represented by cartoon images or photo images</p> <p>*PLEASE NOTE* Cartoon images are default, but can be switched to photographic images in the Point Editor</p>	
<h3>Variable Text Size</h3>	<p>The size of text can be adjusted by clicking the [+] and [-] buttons in several areas of the software.</p>	
<h3>Gradient Charts</h3>	<p>Charts now use a gradient color scheme for professional reports.</p> <p>*PLEASE NOTE* Gradients are on by default, but can be disabled within PChart and BioRep</p>	
<h3>BioScanSRT Reports Available in BioScanMSA</h3>	<p>SRT Reports are accessible without having to close MSA</p>	
<h3>Printable PChart</h3>	<p>PChart history can now be printed from within MSA Reports either fully collapsed or fully expanded</p>	

MSA PEARL SOFTWARE FEATURES & BENEFITS

<h3>Build A Custom Header/Footer Wizard</h3>	<p>Create a custom header and footer for printing on all reports. Sample images and text are included, or you can use your own.</p>	
<h3>Added Point Name Tab</h3>	<p>Point Readings now includes a "Point Name" tab with large text for easy viewing from a distance</p>	
<h3>Polar Graph</h3>	<p>Customizable Polar Chart available for reviewing point readings</p> <p>*PLEASE NOTE* Classic graph features such as bar chart and pie charts are no longer available in BioScan MSA</p>	
<h3>BioRep Stay-On-Top</h3>	<p>View QChart, PChart, and BioRep at the same time by having BioRep stay on top of all other windows</p> <p>*PLEASE NOTE* Stay-On-Top is not enabled by default; it can be enabled within the BioRep module.</p>	
<h3>Customizable Field Names</h3>	<p>"Practitioner" and "Client" (Default Setting) fields in all reports can be renamed (i.e. to "Doctor" and "Patient")</p> <p>"SRT+" and "SRT-" holds in Virtual Library can be renamed (i.e. to "Balance" and "Sensitivity") these can be changed in the MSA Settings area.</p>	

MSA PEARL SOFTWARE FEATURES & BENEFITS

<h3>Stay Informed of IHT News</h3>	<p>Images in the software will update on a regular basis with announcements about new software updates, upcoming events, and future webinars</p>	
<h3>Desktop Shortcuts to MSA Software</h3>	<p>All application shortcuts are consolidated into a convenient MSA folder on the desktop</p> <p>Easy access to utilities such as Point Editor, Custom Library Editor, Item Info Editor, and Client Profile</p>	
<h3>Fridge Report can be Double-Spaced</h3>	<p>Additional room available for writing notes in between the selected items</p> <p>*PLEASE NOTE* Double Spacing is on by default; you can change this in the Report setting area</p>	
<h3>BioRep Reports Available in Locked Visits</h3>	<p>All reports are available in locked visits to prevent inadvertent modification of historical data.</p> <p>The "Nutritional" name has been reverted to "BioReportorization."</p>	

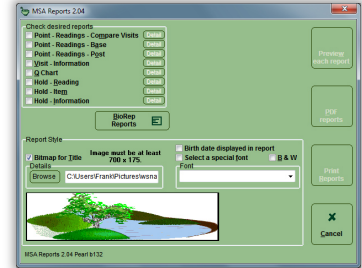
MSA PEARL SOFTWARE FEATURES & BENEFITS

<h3>Energetix and Solutions4 BioReps</h3>	<p>The number of available BioRep modules for MSA users have grown!</p> <p>Solutions4 (Solutions4.com) & Energetix (goenergetix.com)</p>	
<h3>Auto-Populate Client Number can be Toggled Off</h3>	<p>Use custom client designations by turning off auto-numbering in the Options tab of MSA Settings</p> <p>*PLEASE NOTE* Auto-Numbering is on by default but can be changed in the MSA Settings area</p>	
<h3>PDF Reports</h3>	<p>PDF printing may be enabled by turning on PDF reports in Options tab of MSA Settings</p> <p>*PLEASE NOTE* PDF Reports is off by default; a PDF printer may still be used, and a PDF viewer must be installed on your system to open the PDF document</p>	
<h3>Improved Custom Library Exporting and Importing</h3>	<p>Custom Libraries exported from and imported into MSA Pearl includes additional information on the import error screen when items are missing from Virtual Library</p>	
<h3>Compatible with Windows 10</h3>	<p>Improved compatibility with the latest security features of Microsoft Windows results in better protection for your computer</p>	

MSA PEARL SOFTWARE FEATURES & BENEFITS

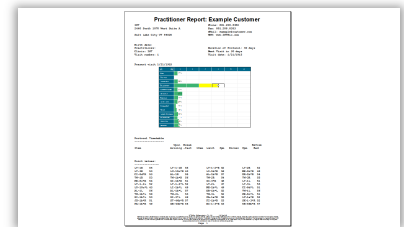
Flexible Header and Footer Images

Improved handling of large images in MSA and BioRep reports



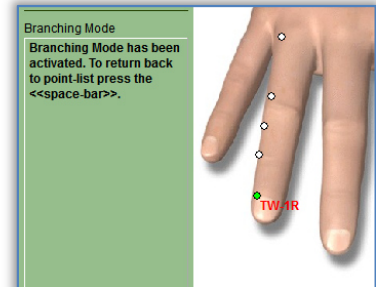
Improved Aesthetics

Fonts used in reports have been enhanced to increase readability



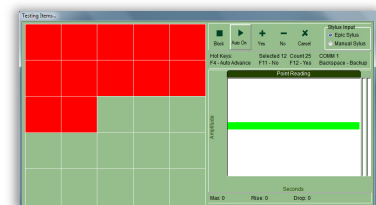
Branching Mode Auto Skips

Saves time by skipping meridian points which already have a VOLL reading recorded

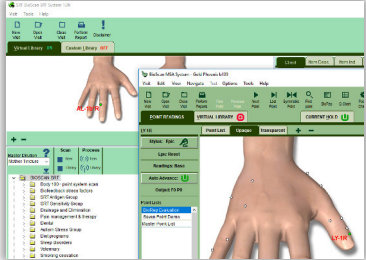
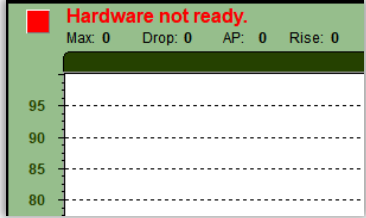
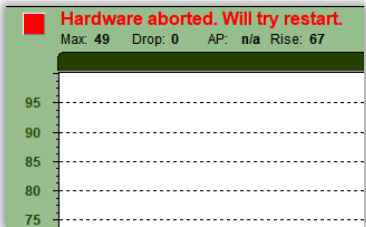
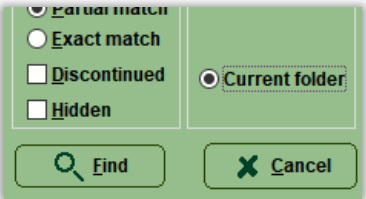
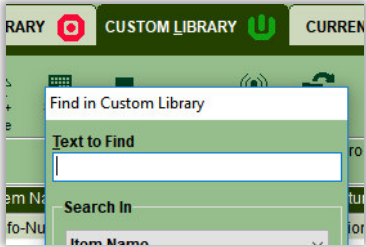


Half Grid Scan is Always On

Enforces divide-and-conquer approach of narrowing down balancing products



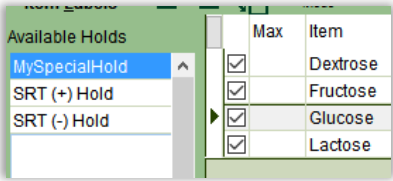
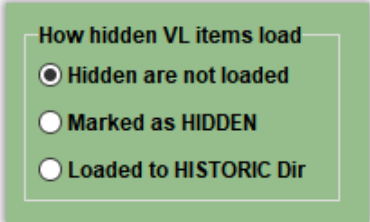
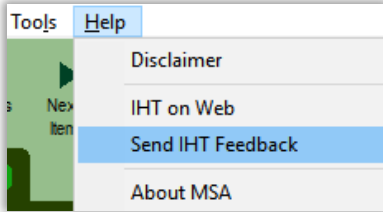
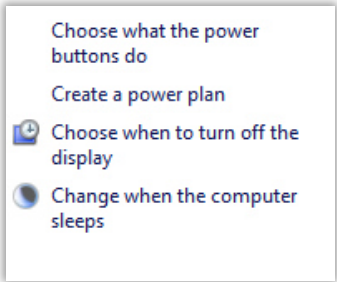
MSA 139 SOFTWARE FEATURES & BENEFITS

Feature	Benefits	Quick Screen View
<p>MSA and SRT software can both be open at the same time</p>	<p>Easily switch between MSA and SRT software without having to close the existing software first.</p>	
<p>Hardware status text is now visible on the screen</p>	<p>Quickly know whether the hardware is turned on and plugged in. Visual indicator reduces time troubleshooting.</p>	
<p>Disconnect and reconnect hardware without restarting the software</p>	<p>The software will attempt to reestablish communications if the connection is lost.</p> <p>*PLEASE NOTE* Intended only for use only accidental disconnects.</p>	
<p>Library [Find] can be filtered to only the selected folder</p>	<p>Limit searches to just the selected folder and easily build a protocol.</p> <p>*PLEASE NOTE* Searching the entire library is the default search mode.</p>	
<p>Library [Find] is now available in Custom Library</p>	<p>Search functional has been extended to also function in the Custom Library for ease of use.</p>	

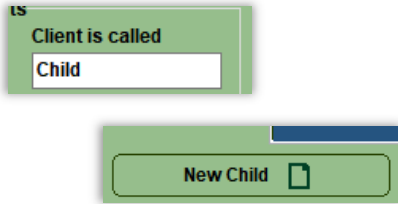
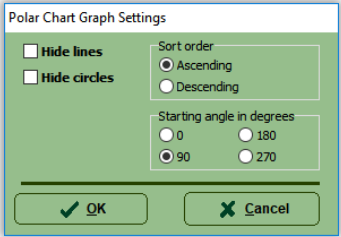
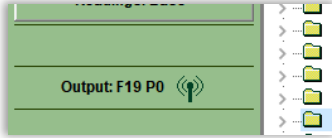
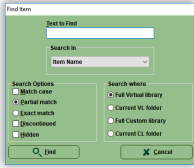
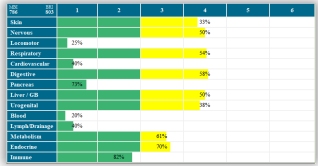
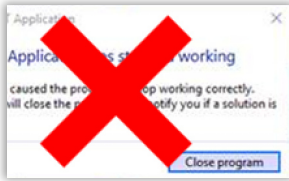
MSA 139 SOFTWARE FEATURES & BENEFITS

<p>Library [Find] can now include or exclude hidden and discontinued items</p>	<p>Items which are hidden from within Custom Library Editor may now optionally appear in search.</p> <p>*PLEASE NOTE* Hidden and discontinued items are not visible by default.</p>	
<p>Include products from multiple lines in BioRep reports</p>	<p>Print a single report listing products from multiple supplement lines instead of separate reports for each.</p>	
<p>Add and select your own custom products in the IHT BioRep Editor</p>	<p>Easily include your own products in the BioRep protocol including dosages, descriptions, as well as special instructions.</p>	
<p>Import clinic information from SRT software on the same computer</p>	<p>Print consistent reports in MSA and SRT software with the same clinic information in the header.</p> <p>*PLEASE NOTE* Only clinic information will be imported, not patient details.</p>	
<p>Output library signals for a longer period of time</p>	<p>Items in the Current Hold can now be output for up to 60 minutes (formerly 20 minutes)</p>	

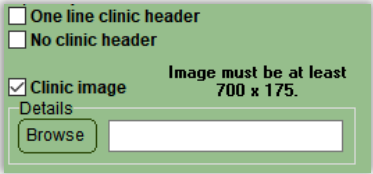
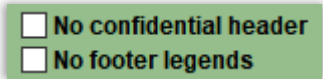
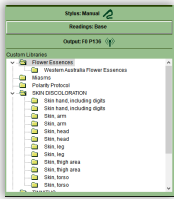
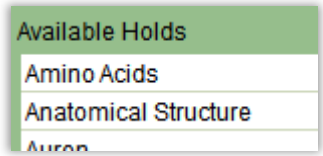
MSA 140 SOFTWARE FEATURES & BENEFITS

Feature	Benefits	Quick Screen View
<p>Last selected item is remembered when between switching Holds</p>	<p>Navigate between custom Current Holds with ease after using Edit -> Insert Item Alternate</p>	
<p>Discontinued and Hidden items are identified in the Virtual Library</p>	<p>Discontinued items are identified with a “D” and hidden items are identified with an “H”. DEFAULT: Hidden are not loaded</p>	
<p>Added a software feedback feature to the Help menu</p>	<p>Menu option will open the default email client on your computer with both the “To:” and “Subject:” lines already filled out.</p>	
<p>Software will automatically close when computer goes to sleep</p>	<p>IHT officially recommends disabling sleep setting when the computer is plugged-in. However, if a computer goes to sleep, the software will now gracefully close.</p>	

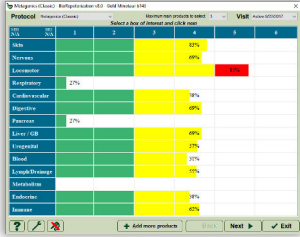
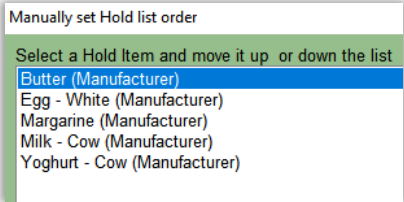
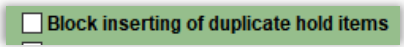


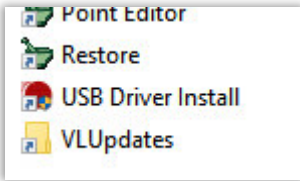
MSA 141 SOFTWARE FEATURES & BENEFITS

Feature	Benefits	Quick Screen View																												
<p>[New Client] button is renamed based on Settings</p>	<p>MSA Settings allows your customers to be referred to as Clients, Patients, etc.</p> <p>When creating a new customer record, the [New] button now uses this customizable setting.</p>																													
<p>New Polar Chart display options</p>	<p>Polar Charts can be sorted in ascending or descending order.</p> <p>Start position of the Polar Chart can now begin at four locations (0, 90, 180, or 270 degrees)</p>																													
<p>Relocated Signal Output Button</p>	<p>The signal output button has moved to a more convenient location at the left side of the screen</p>																													
<p>Improvements to Custom Library Editor</p>	<p>More [Find] options are available including search location & display results</p>																													
<p>Updated BioRep Modules</p>	<p>New products added to Standard Process, Medi-Herb, and Deseret Biologicals</p>	 <table border="1"> <thead> <tr> <th>Module</th> <th>Value</th> </tr> </thead> <tbody> <tr><td>Skim</td><td>10%</td></tr> <tr><td>System</td><td>10%</td></tr> <tr><td>Locustberry</td><td>20%</td></tr> <tr><td>Cardamom</td><td>20%</td></tr> <tr><td>Regentia</td><td>10%</td></tr> <tr><td>Passion</td><td>10%</td></tr> <tr><td>Leafy Oil</td><td>10%</td></tr> <tr><td>Essential</td><td>10%</td></tr> <tr><td>Stash</td><td>10%</td></tr> <tr><td>Triphala</td><td>10%</td></tr> <tr><td>Morinda</td><td>10%</td></tr> <tr><td>Exotic</td><td>10%</td></tr> <tr><td>Insane</td><td>10%</td></tr> </tbody> </table>	Module	Value	Skim	10%	System	10%	Locustberry	20%	Cardamom	20%	Regentia	10%	Passion	10%	Leafy Oil	10%	Essential	10%	Stash	10%	Triphala	10%	Morinda	10%	Exotic	10%	Insane	10%
Module	Value																													
Skim	10%																													
System	10%																													
Locustberry	20%																													
Cardamom	20%																													
Regentia	10%																													
Passion	10%																													
Leafy Oil	10%																													
Essential	10%																													
Stash	10%																													
Triphala	10%																													
Morinda	10%																													
Exotic	10%																													
Insane	10%																													
<p>Multiple errors and performance issues have been fixed</p>	<p>We have addressed several shutdown issues and error messages.</p> <p>We appreciate your Feedback!</p>																													

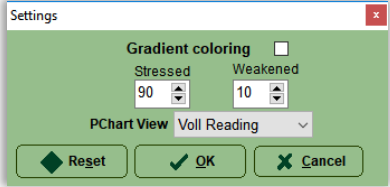
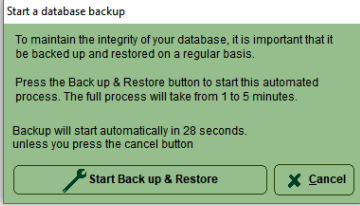

MSA 142 SOFTWARE FEATURES & BENEFITS

Feature	Benefits	Quick Screen View
<p>Additional Clinic Header Options</p>	<p>The Clinic Header can optionally be reduced to a single line or toggled off.</p>	
<p>Additional Client Header and Footer Options</p>	<p>The Client Header can optionally be toggled off.</p> <p>The footer can now be optionally toggled off.</p>	
<p>Larger Custom Library Window</p>	<p>The Custom library window is now taller and wider</p>	
<p>Multiple visibility issues addressed</p>	<p>The visibility of some elements has returned.</p>	

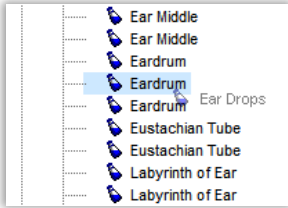
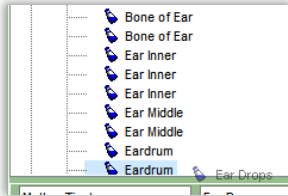
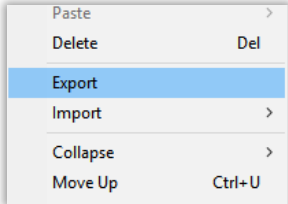

MSA 143 SOFTWARE FEATURES & BENEFITS

Feature	Benefits	Quick Screen View
<p>Updated BioRep Modules</p>	<p>During installation, you will be prompted about which BioRep modules to update.</p>	
<p>Adjust Item Order in Current Hold</p>	<p>Items in the Current Hold can be rearranged and/or alphabetized.</p>	
<p>New Option to Prevent Duplicates in Current Hold</p>	<p>New option on Settings screen to prevent double inserts into the Current Hold.</p>	
<p>Reduce or Collapse Left and Bottom Panes</p>	<p>Click these collapse buttons to hide Notes and/or the Left Pane.</p>	
<p>Click Text to switch between BASE/POST Mode</p>	<p>Toggling between BASE and POST reading mode is now more accessible.</p>	
<p>Desktop MSA folder Contains Recent Library Updates</p>	<p>After upgrading, the newest Library Updates are available right on your desktop!</p>	

MSA 143 SOFTWARE FEATURES & BENEFITS

<p>Adjustable P-Chart Settings</p>	<p>Weak and Stressed tolerance levels can be changed in the P-Chart.</p>	
<p>Additional Opportunities to Backup Database</p>	<p>More frequent backups available if software is opened and closed multiples times per day.</p>	
<p>Several Fixes and Performance Improvements</p>	<p>Thank you for your feedback!</p>	

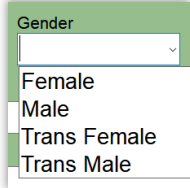
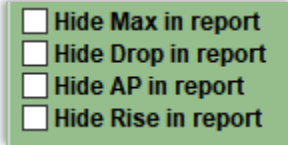
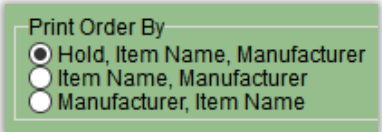
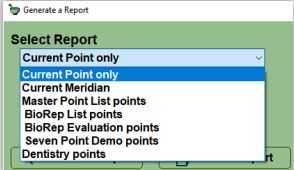
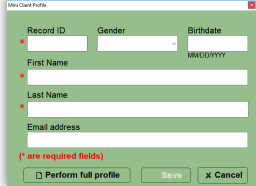
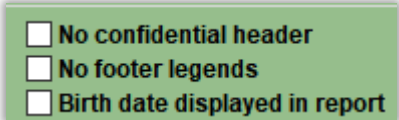

MSA 144 SOFTWARE FEATURES & BENEFITS

Feature	Benefits	Quick Screen View
<p>Dragging Items Within Custom Library Folders</p>	<p>Items can be moved up or down a folder either one line at a time or dragged multiple lines at a time in Custom Library Editor.</p>	
<p>Scrolling in Custom Library Editor</p>	<p>The custom library will scroll up or down when items are dragged to the top or bottom edges.</p>	
<p>Sharing Custom Libraries</p>	<p>VLEdit users can now share custom libraries having user-added items with other VLEdit users</p>	
<p>Several Fixes and Performance Improvements</p>	<p>Thank you for your feedback!</p>	


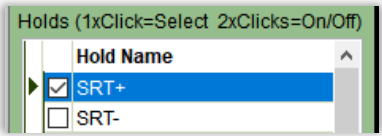
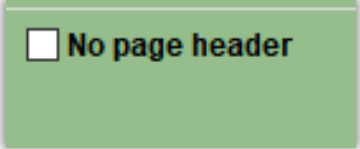
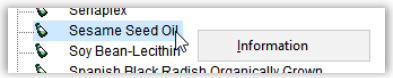
MSA 146 SOFTWARE FEATURES & BENEFITS

Feature	Benefits	Quick Screen View
<p>Library Searching</p>	<p>Text can be searched via any field of the Virtual and Custom Library</p> <p>(Default: Any fields)</p>	
<p>Scatterplot Graph Added</p>	<p>Collections of point reading data can be displayed in a matrix.</p>	
<p>Library Holds can always be visible</p>	<p>Library holds are now optionally visible while in the Point Readings tab.</p> <p>(Default: Hidden)</p>	
<p>Example reports are visible</p>	<p>When selecting an MSA or BioRep report, an example of each will be displayed.</p>	
<p>Additional rates, quantities, & durations available</p>	<p>More options available when selecting and scanning rates, quantities, & durations.</p>	
<p>Selectable Hold Sort Order</p>	<p>If you use custom holds, you can now choose the order holds are displayed in the list.</p>	

MSA 146 SOFTWARE FEATURES & BENEFITS

<h3>More Genders Are Available</h3>	<p>When adding or editing clients, additional Gender options are now available to select.</p>	
<h3>Optional Columns In Reports</h3>	<p>"Max," "Drop," and "Rise" columns can now be excluded from several reports.</p>	
<h3>Hold – Information Sort Options</h3>	<p>Additional sort options are available for the Hold-Information Report.</p>	
<h3>Point Editor Reports</h3>	<p>More reports are available in the Point Editor utility.</p>	
<h3>Reorganized Client Profile Editor</h3>	<p>Client Profile creation and editing screens are now easier to navigate.</p>	
<h3>Optional Report Components</h3>	<p>Many reports allow optional components to be excluded.</p>	
<h3>Several Fixes and Performance Improvements</h3>	<p>Thank you for your feedback!</p>	

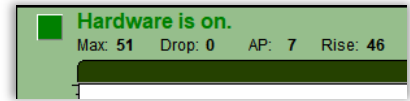
MSA 147 SOFTWARE FEATURES & BENEFITS

Feature	Benefits	Quick Screen View
<h3>Date Selection</h3>	<p>Selecting dates is now easier by clicking a day, month, or year within a calendar.</p>	
<h3>Hold Visibility</h3>	<p>Visibility of library Holds can now be toggled on and off in the Settings screen.</p>	
<h3>Report Header Visibility</h3>	<p>The date and page number in MSA Reports can now be toggled on and off.</p>	
<h3>Library Item Information</h3>	<p>Item Information is now available by right clicking the item in Virtual Library.</p>	

MSA 147 SOFTWARE FEATURES & BENEFITS

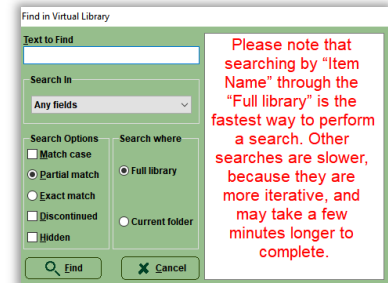
AP Score Calculation

The AP (Accuracy Probability) score is always calculated.



Library Searching

Improved performance when searching the Virtual Library and Custom Library.



Point Name Location

Point name can optionally be moved off the body image and into the top left corner.



Several Fixes and Improvements

Thank you for your feedback!

